

BLUE PIE RECORDS



Contents

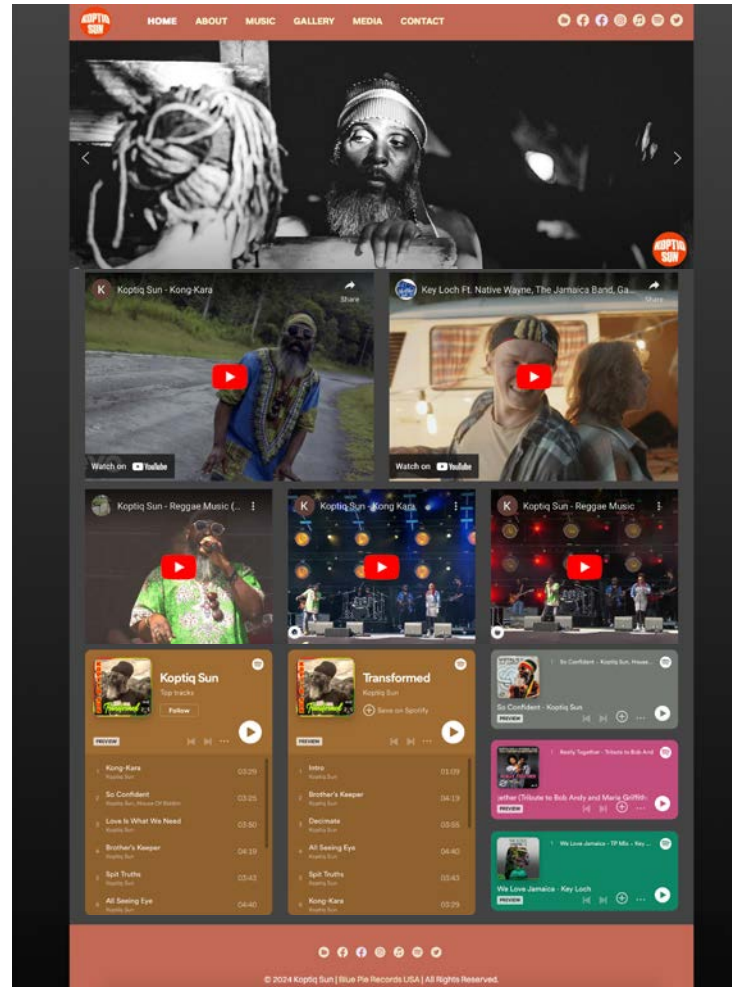
2	Contents	6	Music page
3	Case Study Koptiq Sun	7	Gallery page
4	Home page	8	Media page
5	About page	9	Contact page





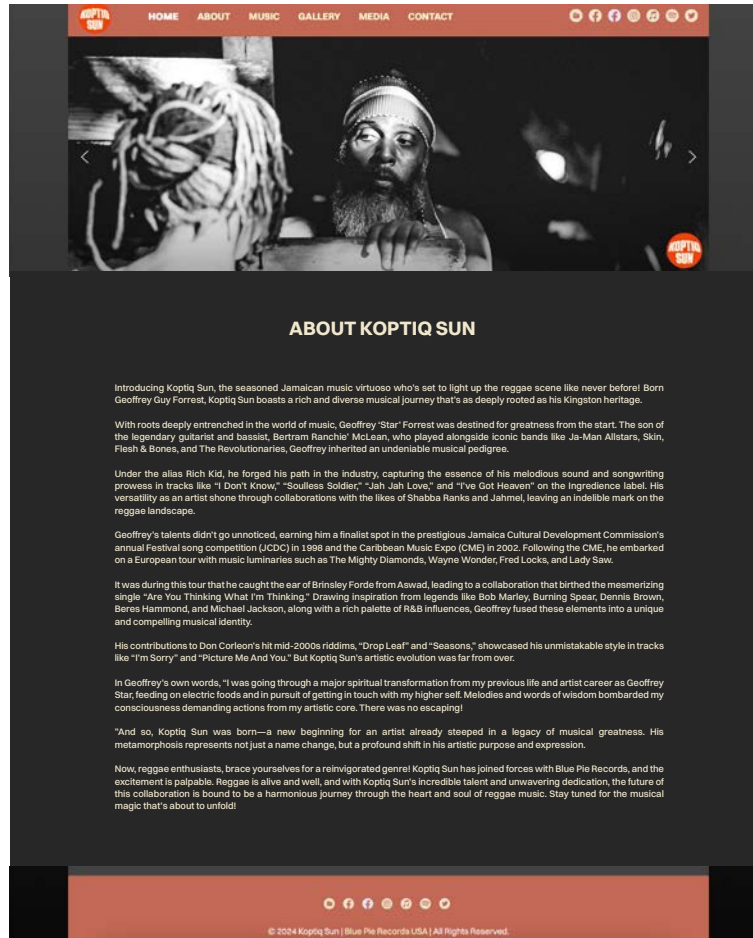
Home page

- Upon opening the website, visitors will encounter the Home page as their initial view.
- The header will prominently display the artist's logo, alongside a menu and links to their social media profiles.
- Within the body, visitors can expect to find engaging videos featuring the artist, followed by enticing Spotify previews showcasing the artist's playlists and albums.
- While the overall website structure remains consistent, it offers flexibility for customization, allowing for personalized touches in the header, background, and footer, encompassing a unique color palette and typography choices.



About page

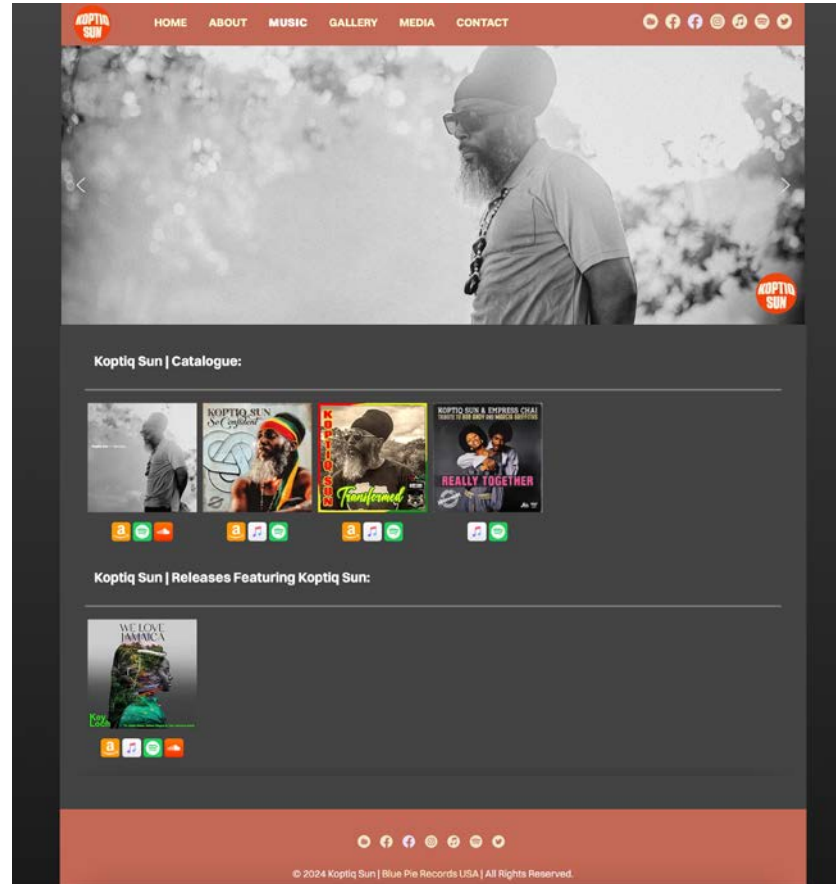
- Following the Home page, the subsequent section will be the About page, dedicated to showcasing the artist's biography.
- Please navigate to the artist's profile on the Blue Pie Records website, where you'll discover comprehensive details including the biography, official links, albums, and more.
- Subsequently, you are required to extract and incorporate the artist's biography seamlessly into the designated section on the About page.



Music page



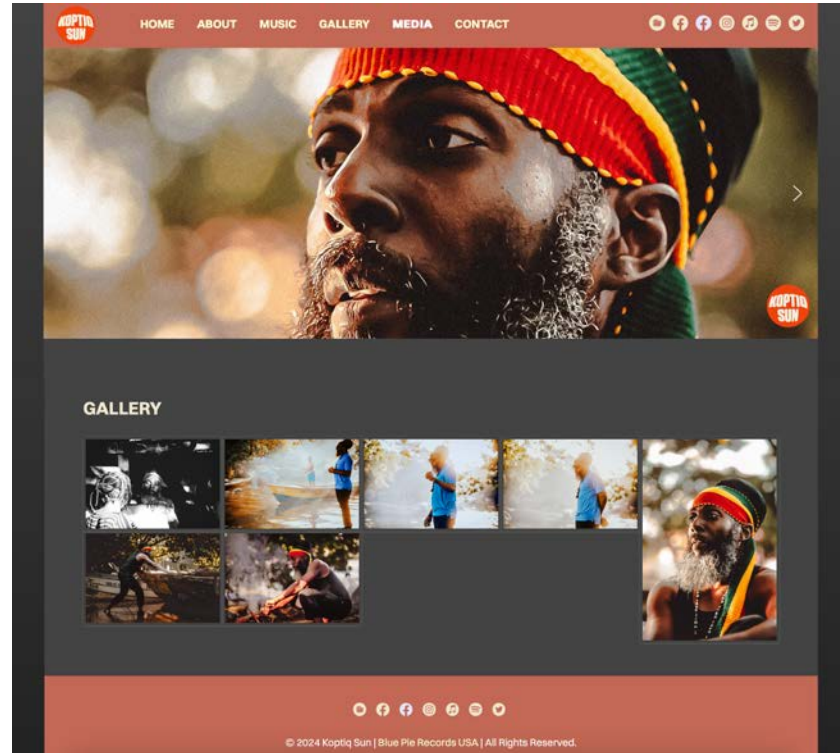
- The Music page will showcase the artist's entire catalogue.
- You are required to visit the Blue Pie Records website and gather the artist's albums.
- The page will present both the artist's albums and any compilations they are part of.
- Additionally, please verify the artist's Spotify profile to ensure all their releases are included.



Gallery page

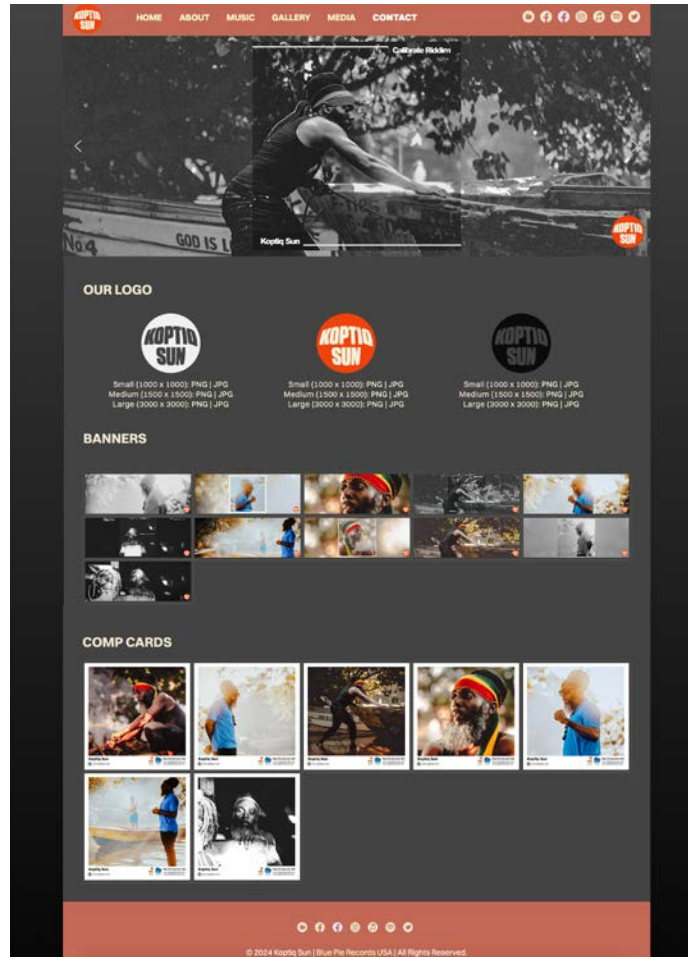


- The Gallery page hosts an array of the artist's photographs.
- Your task involves curating the artist's images, filtering out those with insufficient resolution or size.
- Our aim is to feature as many high-quality images as possible.
- If required, you may also enhance the images.
- Subsequently, you will incorporate them into the Gallery.



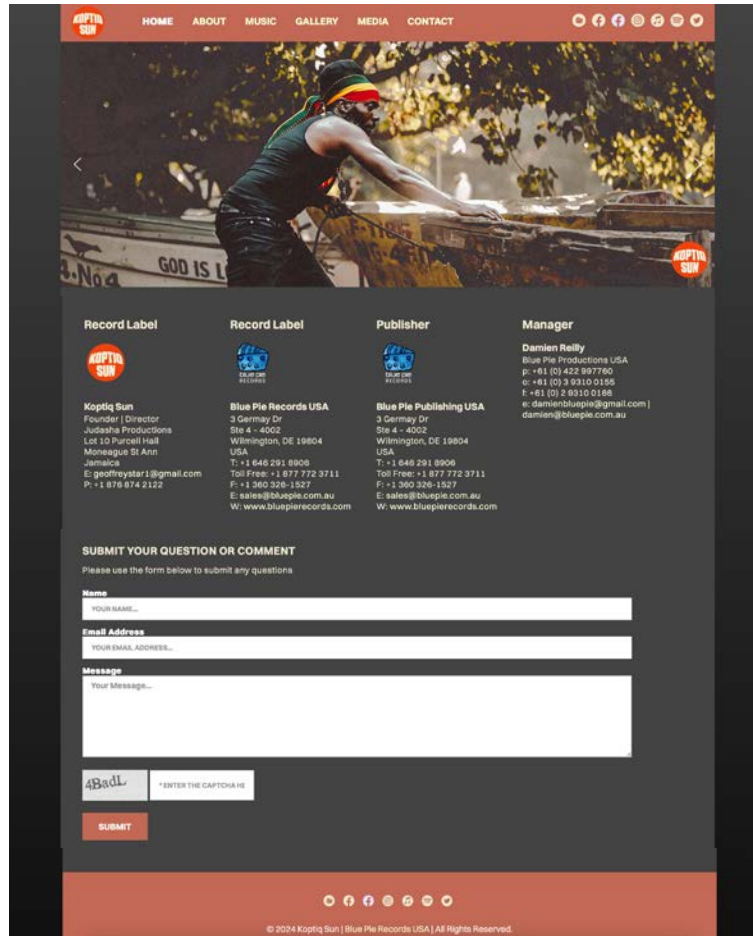
Media page

- On the Media page, you'll discover a collection of the artist's pre-designed branding elements.
- Your task is to incorporate the artist's logo in both color and black and white, each accompanied by specifications listed below.
- These specifications will consistently include Small (1000x1000) PNG and JPG, Medium (1500x1500) PNG and JPG, and Large (3000x3000) PNG and JPG variations.
- Next, you'll integrate all the banners crafted for the website.
- Additionally, you'll include any prepared Comp Cards.



Contact page

- The Contact page will feature contact information for the record labels.
- Blue Pie Records will consistently be included, with its contact details accessible on the website.
- Below, you'll find a query form.
- For any inquiries, you can consult the examples of artist websites provided in the "BPR Artist Branding & Collaterals" manual.





Blue Pie Records | Blue Pie Publishing | Blue Productions



Blue Pie Records Australia

Clarence House
Unit 6 No 9 Clarence Street
Moss Vale, NSW 2577
Australia
W: www.bluepierecords.com
E: sales@bluepie.com.au
P: +61 2 9310 0155
F: +61 2 9310 0166



Blue Pie Records USA

3 Germay Dr
Ste 4 – 4002
Wilmington, DE 19804
USA
P: +1 646 291 8906
F: +1 360 326 1527
Toll Free N°: +1 877 772 3711
E: sales@bluepie.com.au
W: www.bluepierecords.com